
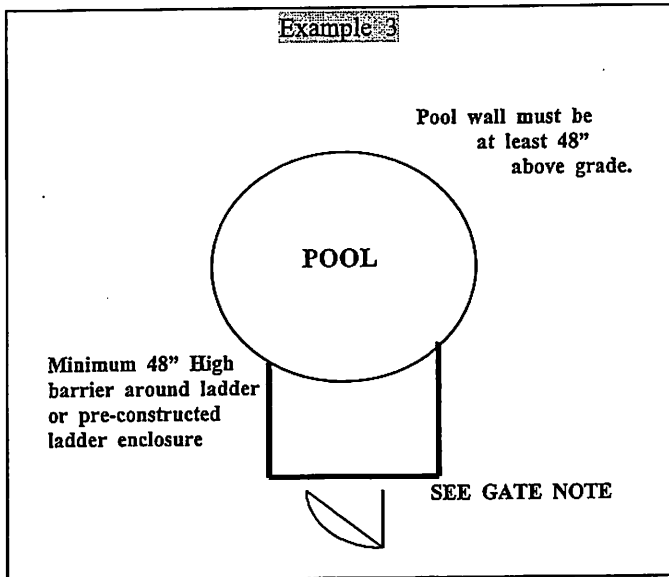
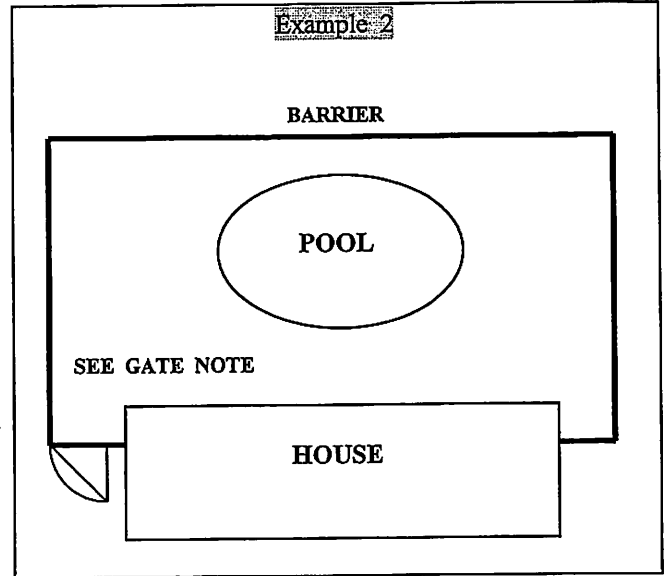
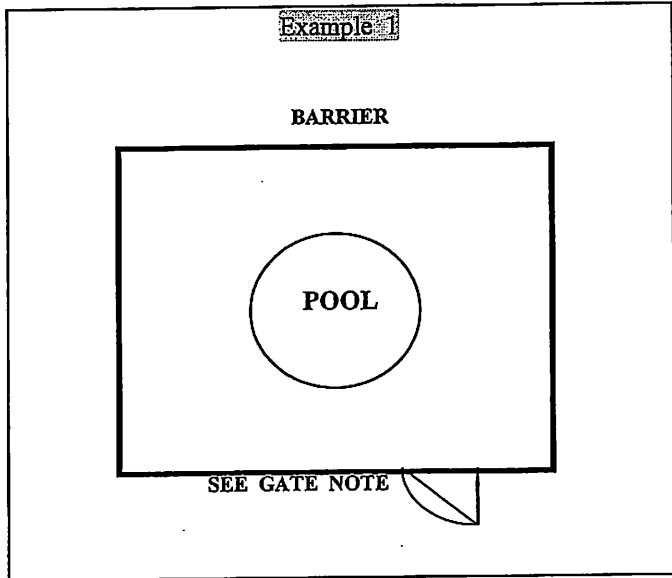


BOROUGH OF TINTON FALLS

556 Tinton Avenue
Tinton Falls, NJ 07724



Note: All Barriers must be owned by the permit applicant. Under NO circumstances are you to use any neighbors fence as a barrier.

Access Gates

Pedestrian access gates shall open outwards away from the pool and shall be self-closing with self-latching devices. Devices are to be 54" above grade, or 3" below the top of the barrier where the device is on the pool side of the gate and there are no openings greater than 1/2" within 18" of the device.

I have read and understand the ISPSC regulations attached and can attest that the existing barrier or new barrier will comply with the 2015 ISPS (International Swimming Pool & Spa Code)

Please sign here: _____ Date: _____

BOROUGH OF TINTON FALLS

556 Tinton Avenue
Tinton Falls, NJ 07724

Required Pool Information Packet *Please fill in all information requested*

Name: _____

Date: _____

Block: _____

Address: _____

Lot: _____

This is to assist you in determining how to comply with the ISPSC requirements and to expedite your pool permit. This does not interpret or take the place of the actual wording of the code or everything that the code may allow. See attached pages of the 2015 ISPSC (*International Swimming Pool & Spa Code*) for complete barrier requirements.

Note: All Barriers must be owned by the permit applicant. Under NO circumstances are you to use a neighbors fence as a barrier.

Part 1

Barrier Method

(Please check off the proposed method)

- ____ Minimum Four foot high barrier around the pool. *See page 2 example 1.*
- ____ Minimum Four foot high barrier around the pool connecting to the house. *See page 2 example 2.*
- ____ Minimum Four foot high barrier around the ladder of an above ground pool, or a pre-constructed ladder enclosure complying with code where the pool wall is a minimum of four feet above the ground. *See page 2 example 3.*
- ____ If you are using a deck as part of your barrier certain requirements may apply.
Please draw your deck and method in the blank space provided on page 2.

Part 2

Type of Barrier

(Please check off the proposed method)

- ____ **Stockade Fence** Minimum four foot high with maximum spaces of vertical members at 1 3/4" and horizontal members facing the pool area.
- ____ **Board on Board Fence** Minimum four foot high with maximum spaces of vertical members at 1 3/4".
- ____ **Picket Fence** Minimum four foot high. Spacing can be 4" if horizontal members are more than 45" apart. If members are less than 45" apart spacing must be 1 3/4".
- ____ **Chain Link Fence** Minimum four foot high with maximum mesh size openings of 1 3/4"
If a larger chain link fence is used slats may be installed to reduce the openings to not more than 1 3/4".
- ____ **Lattice Fence** Minimum four foot high with diagonal members forming openings of not more than 1 3/4".
- ____ **Other** Please write and draw in the space provided on page 2 with as much detail as possible of your proposed type of barrier.
If you are using your existing fence as your required barrier, it must meet the requirements of the International Swimming Pool & Spa Code 2015.

I have read and understand the 2015 ISPSC building regulations attached and can attest that the existing barrier or new barrier will comply with the 2015 ISPSC code.

Please sign here: _____ Date: _____

Omission of any information requested will only delay the plan review process.